

PROBLEM TREE

LEAVES: WHAT PROBLEMS DO YOU SEE FACING YOUR COMMUNITY?

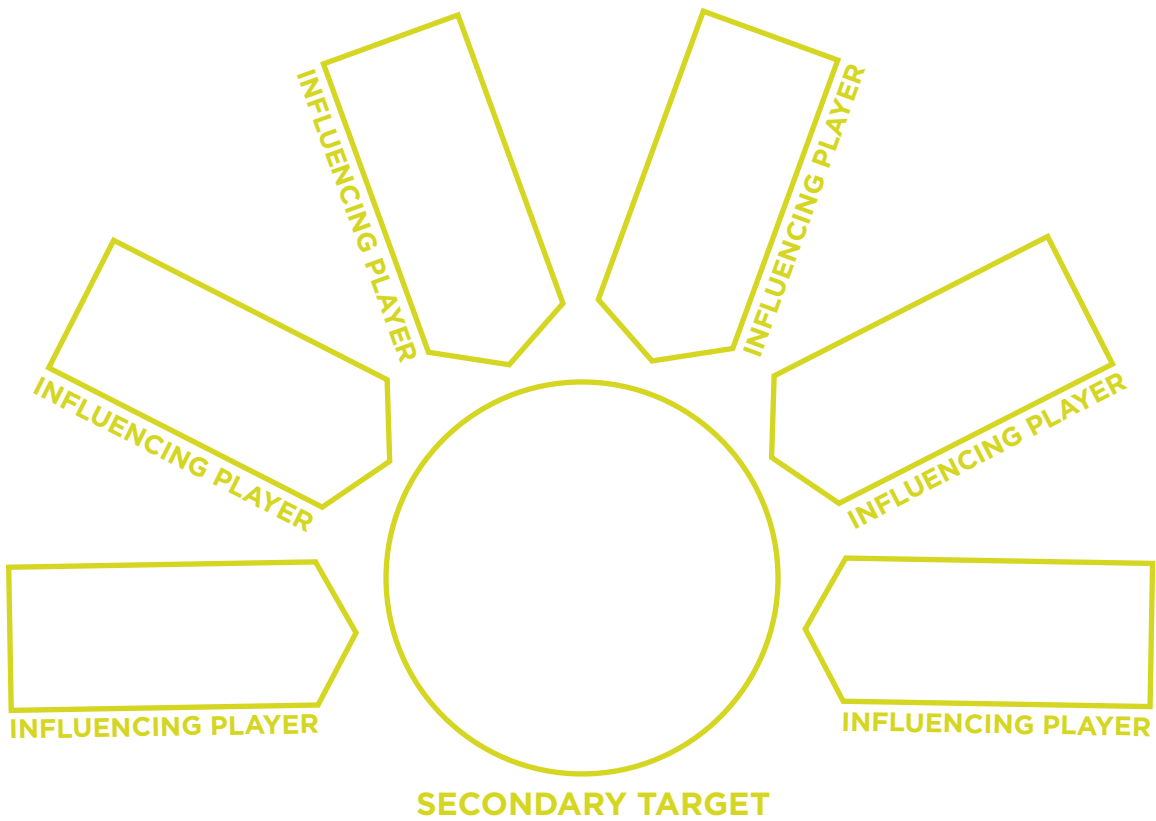
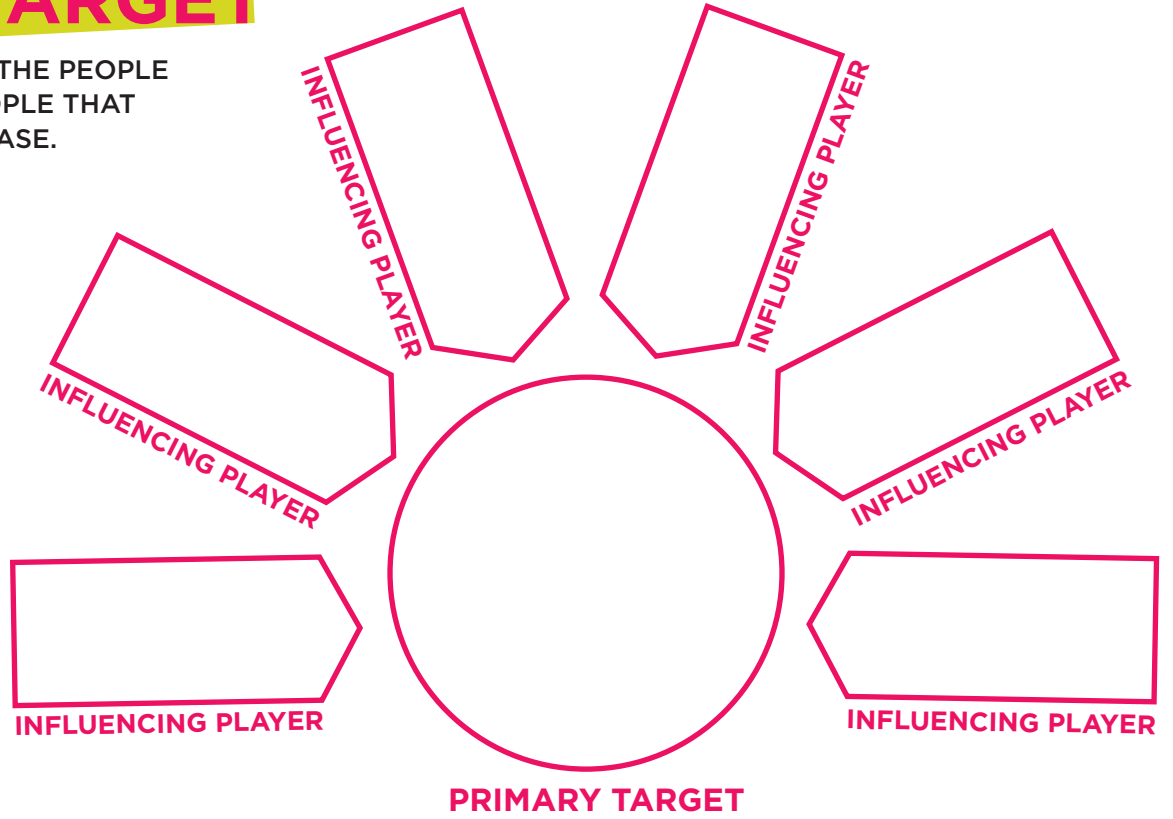
TRUNK: WHAT STRUCTURES, PRACTICES, AND POLICIES INSTITUTIONALIZE THE PROBLEMS?

ROOTS: WHAT ARE THE UNDERLYING HISTORICAL, SOCIAL, OR ECONOMIC ROOT CAUSES OF THESE PROBLEMS? WHY DO THESE STRUCTURES OR POLICIES EXIST?

*THIS ORIGINAL BLUEPRINT FOR SOCIAL JUSTICE, FROM WHICH THE 'ROOT CAUSE/PROBLEM TREE' IS MODELED, WAS DEVELOPED BY THE MOVEMENT STRATEGY CENTER [MSC] FOR YOUNG PEOPLE FOR. THIS WORK IS A REMIXED AND UPDATED VERSION OF THE BLUEPRINT FOR SOCIAL JUSTICE WORKBOOK & CURRICULUM LICENSED IN 2009 TO MOVEMENT STRATEGY CENTER, UNDER THE CREATIVE COMMONS "ATTRIBUTION-NONCOMMERCIAL-SHAREALIKE 2.5" LICENSE.

UNDERSTANDING YOUR TARGET

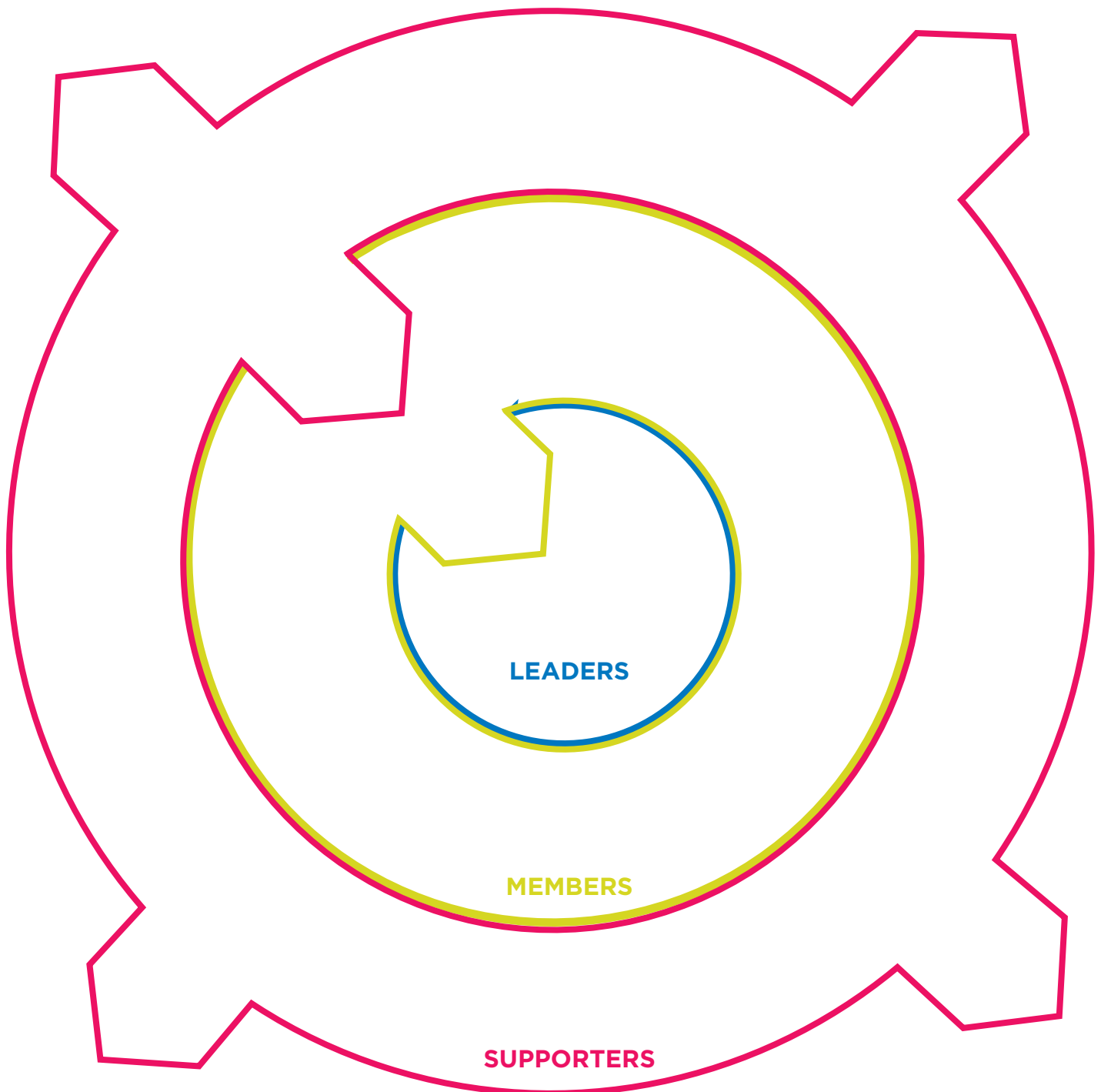
WRITE IN SOME OF THE PEOPLE OR GROUPS OF PEOPLE THAT INFLUENCE YOUR BASE.



BUILDING POWER:


AS A MEANS OF ENVISIONING YOUR OWN BASE, FILL IN THE DIAGRAM WITH THE NAMES OF YOUR LEADERS, MEMBERS, AND SUPPORTERS. ON THE OUTSIDE OF YOUR DIAGRAM, YOU WILL WANT TO THINK OF NEW INDIVIDUALS AND GROUPS YOU COULD REACH OUT TO BRING IN NEW SUPPORTERS AND WIDEN YOUR BASE.

SIMULTANEOUSLY, YOU WILL WANT TO CIRCLE THE NAMES OF SOME OF YOUR MEMBERS WHO YOU IDENTIFY AS POTENTIAL LEADERS.



POWER MAP:


FOR EACH KEY PLAYER, YOU WILL RATE THEIR LEVEL OF SUPPORT FOR YOUR DEMANDS ON THE HORIZONTAL AXIS AND THEIR LEVEL OF DECISION MAKING POWER ON THE VERTICAL AXIS.



LEVEL OF POWER

LEVEL OF OPPOSITION

**LADDER OF
ENGAGEMENT**



**ESCALATION
OF TACTICS**

